

# 不锈钢拉桿截面积与力学性能

## SS316 TENSION ROD SIZE & CAPACITY

DIA. OF ROD(mm)

拉杆直径 (mm)

6  
8  
10  
12  
14  
16  
18  
20  
22  
24  
26  
28  
30  
32  
36

SECTION AREA(mm<sup>2</sup>)

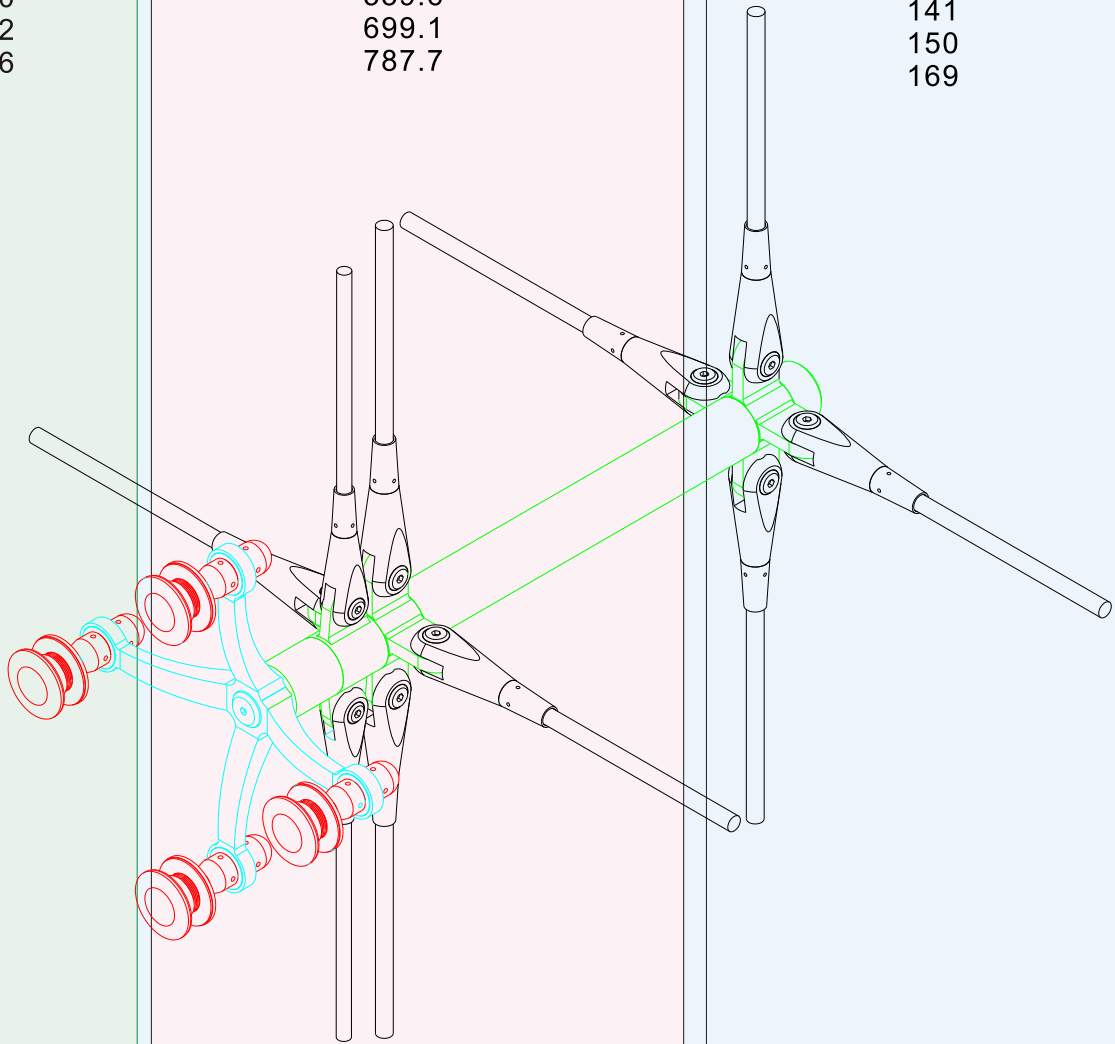
截面积 (mm<sup>2</sup>)

18.9  
34.6  
55.1  
80.2  
110.1  
150.3  
183.7  
234.9  
292.4  
337.2  
466.7  
524.2  
539.6  
699.1  
787.7

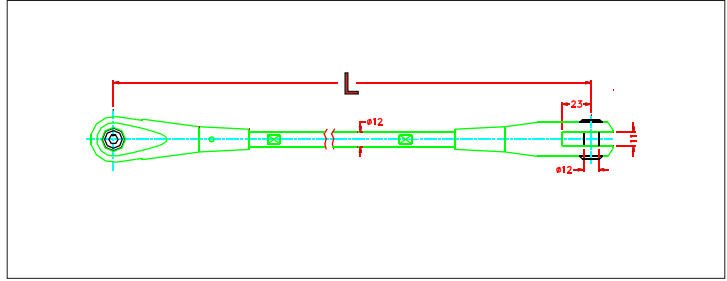
RATING STRENGTH(KN)

强度设计值 (KN)

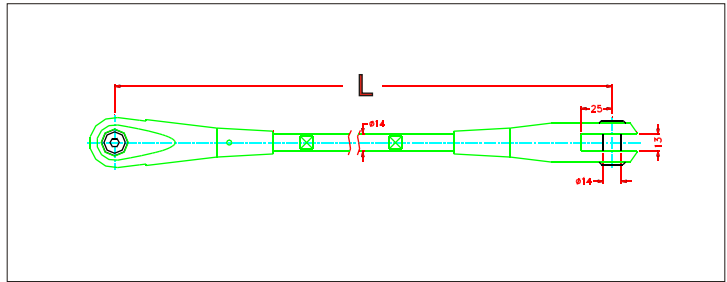
11  
13  
21.2  
37.5  
52.6  
69  
74  
85  
109  
113  
120  
132  
141  
150  
169



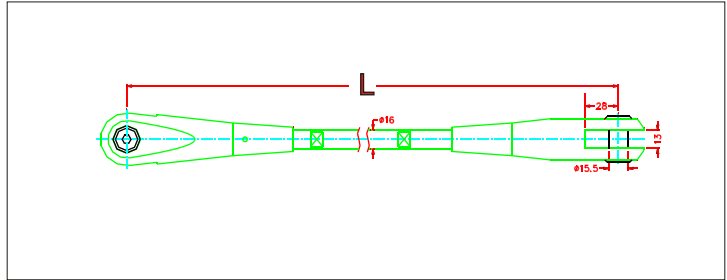
2701-12 拉桿锁头组合 TENSION ROD AND FORK



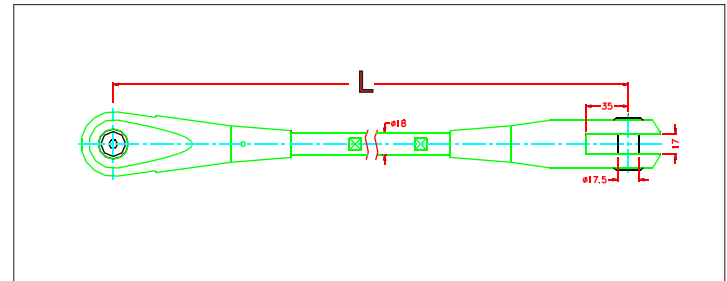
2701-14 拉桿锁头组合 TENSION ROD AND FORK



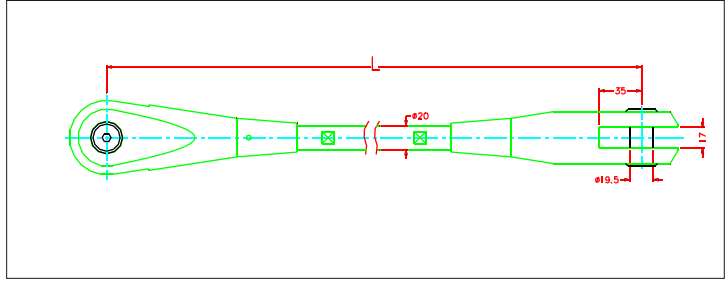
2701-16 拉桿锁头组合 TENSION ROD AND FORK



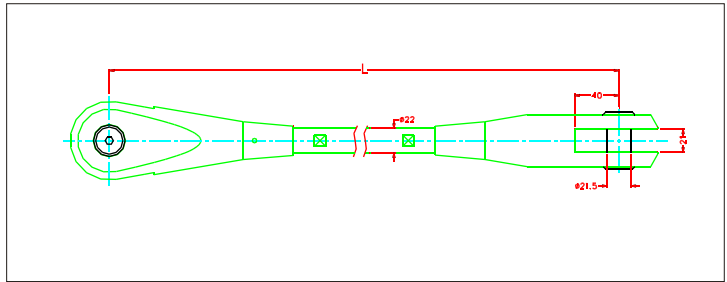
2701-18 拉桿锁头组合 TENSION ROD AND FORK



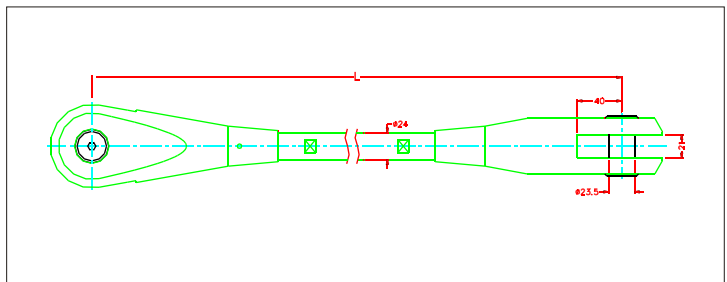
2701-20 拉桿锁头组合 TENSION ROD AND FORK



2701-22 拉桿锁头组合 TENSION ROD AND FORK



2701-24 拉桿锁头组合 TENSION ROD AND FORK



2701-28 拉桿锁头组合 TENSION ROD AND FORK

